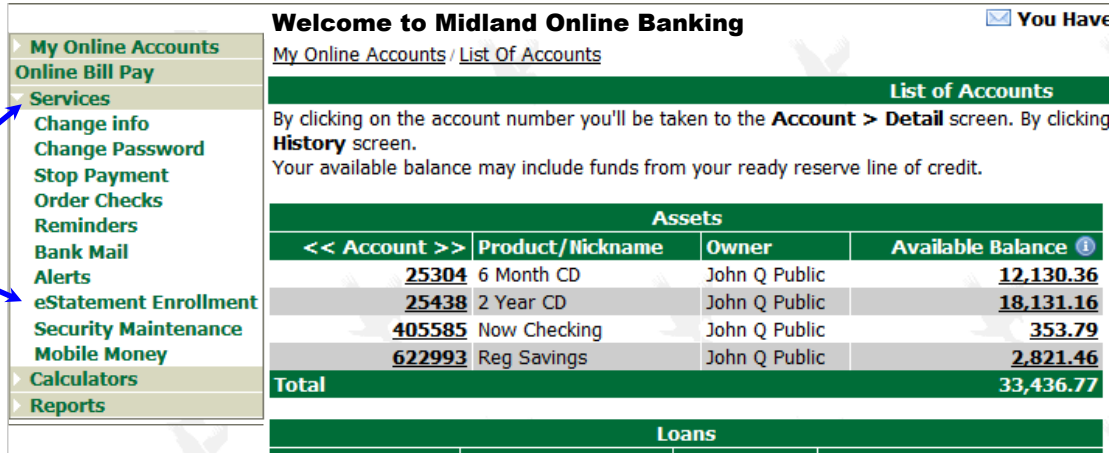


Midland eStatement Enrollment Guide

Log into your Midland Online Banking Account at www.midland.bank

Expand the "Services" menu and select "eStatement Enrollment"



Welcome to Midland Online Banking You Have

My Online Accounts / [List Of Accounts](#)

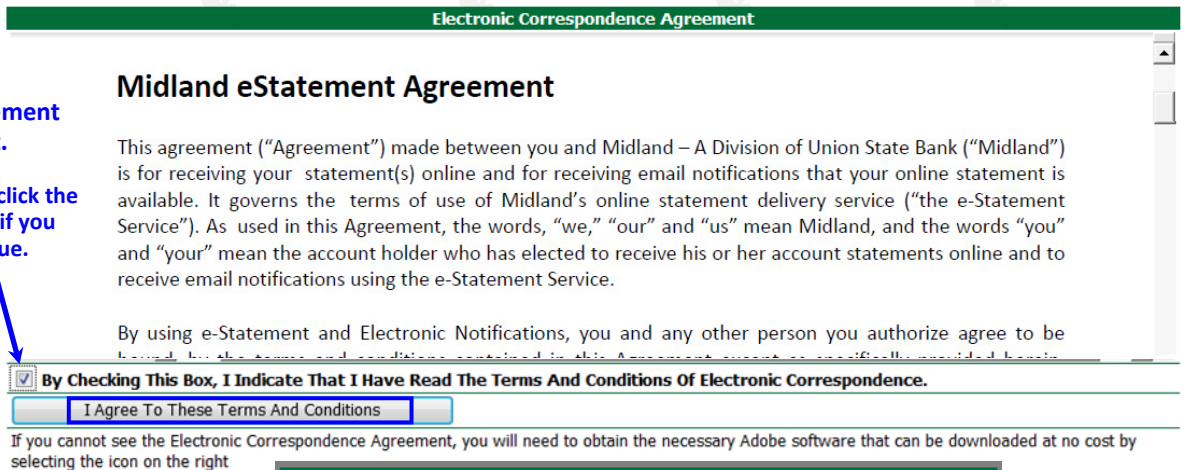
List of Accounts

By clicking on the account number you'll be taken to the **Account > Detail** screen. By clicking **History** screen. Your available balance may include funds from your ready reserve line of credit.

Assets			
<< Account >>	Product/Nickname	Owner	Available Balance ⓘ
25304	6 Month CD	John Q Public	12,130.36
25438	2 Year CD	John Q Public	18,131.16
405585	Now Checking	John Q Public	353.79
622993	Reg Savings	John Q Public	2,821.46
Total			33,436.77

Loans

Read the eStatement Agreement.
Check the box and click the "I Agree" button if you wish to continue.



Midland eStatement Agreement

This agreement ("Agreement") made between you and Midland – A Division of Union State Bank ("Midland") is for receiving your statement(s) online and for receiving email notifications that your online statement is available. It governs the terms of use of Midland's online statement delivery service ("the e-Statement Service"). As used in this Agreement, the words, "we," "our" and "us" mean Midland, and the words "you" and "your" mean the account holder who has elected to receive his or her account statements online and to receive email notifications using the e-Statement Service.

By using e-Statement and Electronic Notifications, you and any other person you authorize agree to be bound by the terms and conditions contained in this Agreement, except as specifically provided herein.

By Checking This Box, I Indicate That I Have Read The Terms And Conditions Of Electronic Correspondence.

If you cannot see the Electronic Correspondence Agreement, you will need to obtain the necessary Adobe software that can be downloaded at no cost by selecting the icon on the right

When prompted, enter your e-mail address and click "Continue".

YOUR VERIFICATION CODE WILL BE SENT TO THIS ADDRESS.



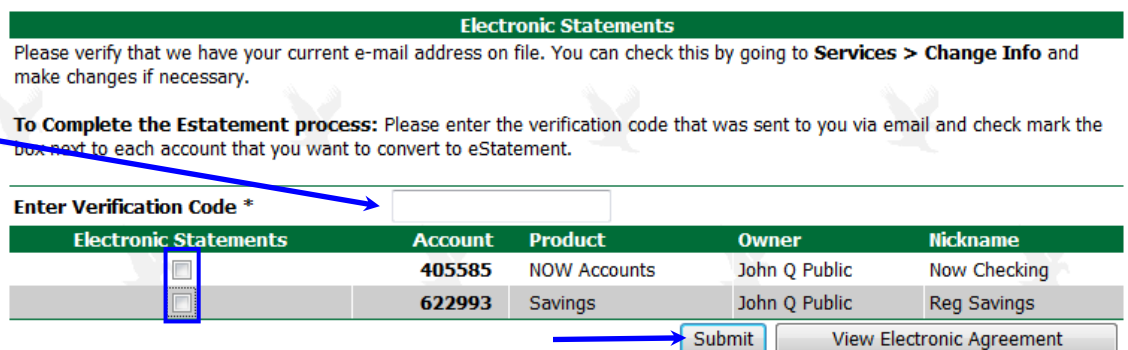
Electronic Correspondence Agreement

A verification code will be sent to the following email address. To send the verification code to a different email address, change the email address below.

You Have Agreed To The Terms & Conditions Of Electronic Correspondence. A Verification Code Is Being Sent To Your Email Address. You Will Need This Information Prior To Completing The Electronic Correspondence Process.

Enter the Verification Code that is e-mailed to you.

Select the account statements you would like to begin receiving electronically. When you have finished selecting your accounts click "Submit"



Electronic Statements

Please verify that we have your current e-mail address on file. You can check this by going to **Services > Change Info** and make changes if necessary.

To Complete the EStatement process: Please enter the verification code that was sent to you via email and check mark the box next to each account that you want to convert to eStatement.

Enter Verification Code *

Electronic Statements	Account	Product	Owner	Nickname
<input checked="" type="checkbox"/>	405585	NOW Accounts	John Q Public	Now Checking
<input type="checkbox"/>	622993	Savings	John Q Public	Reg Savings

Congratulations! You are now set up to receive eStatements! We will send a notification to the e-mail address you provided when your eStatements are available.